



QS World University Rankings: Sustainability 2024

University of Nottingham
United Kingdom



THE DATA CONTAINED HEREIN IS RELEASED UNDER EMBARGO AND MAY NOT BE RE-PUBLISHED OR REFERENCED WHOLE UNTIL 5TH DECEMBER, 10:00 GMT

Setting the Scene

QS is proud to release the 2nd edition of the QS World University Rankings: Sustainability. This rankings framework highlights the different ways in which universities are taking action to tackle the world's greatest Environmental, Social and Governance (ESG) issues.

At QS, we know that universities stand at the crossroads of innovation, poised to lead the charge in confronting the planet's most pressing challenges. Through research, teaching, strong governance and community engagement, universities have the expertise and opportunity to drive sustainable development forward, ensuring that generations of students to come are educated in the importance of this topic.

Our first edition, published in October 2022, was warmly welcomed by the sector and featured 700 institutions. We then took the bold step as part of the 20th anniversary of the QS World University Rankings to add a 5% Sustainability metric to our flagship world ranking in June 2023, a signal of our commitment to this vital concern. Our 2nd edition of the Sustainability Ranking sees 1,403 institutions ranked, an increase of 703 – a testament to the engagement with our university partners, and our own commitment to representing the sector comprehensively.

To be eligible for this edition, institutions must be eligible for QS World University Rankings, QS Rankings by Region or QS Rankings by Subject. Business Schools are not currently able to participate in this ranking. Furthermore, to be included in the evaluation several analytical thresholds were applied (find more details using the link below).

There are now three categories to the ranking: **Environmental Impact**, **Social Impact**, and a newly added **Governance** category. Institutes can rank separately in each of these categories, in all three of them, and overall. Each Performance Lens is made up of separate indicators which are then aggregated to form a score for each lens. You can see the breakdown of the category and lens weights on our methods pages.

The future of our world hinges on the actions we take today. Universities are in a unique position to educate, inspire and influence positive change at the local, national and global levels, through their teaching, scholarship, community engagement and shared expertise. It is important to reflect the excellent work many universities are doing in tackling the world's greatest environmental, social and governance challenges. By submitting data to us and engaging on this, you are part of this great effort.

Further information can be found here on our website:

<https://support.qs.com/hc/en-gb/articles/8551503200668-QS-Sustainability-Ranking-Edition-2>

Boost your brand and global outreach in 2024

Stand out on the global stage

In today's competitive higher education landscape, your institution needs to shine brighter than ever.

Join thousands of academic leaders, who've propelled their institutions to new heights with QS global and regional summits.

Drawing on over 30 years of expertise in higher education insights, analytics and services, QS conferences offer unparalleled opportunities for reputation building.

Think Bigger. Reach Further.

QS conferences bring together the top minds in higher education – from university leaders and sector experts to government representatives – to explore the future of higher education. Network, exchange groundbreaking ideas and gain actionable insights to advance your institution.

Three benefits of attending QS conferences:

Audience profile

47% Leadership

38% Strategy and Planning

12% International Office

3% Admissions and Marketing

Showcase your brand to QS's network of higher education leaders, with 3,168 attendees from 113 countries



Form international partnerships with other top institutions from around the world



Demonstrate your institution's thought leadership while gaining fresh ideas and perspectives



New Year special offers

- Book any physical conference sponsorship and receive a free virtual booth to connect with hybrid attendees. The virtual booth is accessible to attendees for 30 days after the conference.
- Book your sponsorship for two or more QS conferences before 31 December 2023, and unlock our exclusive QS custom matching service. This includes five one-to-one meetings before, during and after the conference.



Interested in sponsoring?
Scan the code

QS

QS Conferences Calendar 2023 & 2024



**Reimagine Education
Conference & Awards**
11-13 Dec 2023 | Abu Dhabi, UAE
4-5 Dec 2024 | London, UK
reimagine-education.com




QS India Summit
9-10 Feb 2024 | Chennai, India
qshesummits.com/indiasummit




**QS Higher Ed Summit:
Middle East**
27-29 Feb 2024 | Ras Al Khaimah,
United Arab Emirates
qshesummits.com/middle-east



QS China Summit
9 Apr 2024 | Shanghai, China
qshesummits.com/china



QS Africa Summit
8-9 May 2024 | Accra, Ghana
qshesummits.com/qs-higher-ed-summit-africa-2024




EduData Summit
4-5 Jun 2024 | Washington DC,
United States
edudatasummit.com



QS Higher Ed Summit: Europe
11-12 Jul 2024 & 10-11 (QS MoveOn
Conference) | Meliá Sitges,
Barcelona, Spain
qshesummits.com/europe



QS Higher Ed Summit: Americas
2-3 Oct 2024 | Bogota, Colombia
qshesummits.com/americas



QS Arab Summit
9-10 Oct 2024



**QS Higher Ed Pre-Summit:
Asia Pacific**
1 Nov 2024 | Al-Farabi, Kazakhstan
qshesummits.com/asia-pacific



QS Higher Ed Summit: Asia Pacific
5-7 Nov 2024 | Macau, SAR China
qshesummits.com/asia-pacific



**QS Higher Ed Post-Summit:
Asia Pacific**
8 Nov 2024 | Hong Kong, SAR China
qshesummits.com/asia-pacific



Scan the code to retrieve an early bird rate pass
for any 2024 conference



*Dates and locations of conferences are subjected to change, please check our website for any updates

Methodology: Performance Lenses and Weightings

Environmental Impact	Environmental Education	Assesses both the provision and the impact of an institution's education in Environmental Sustainability. Aggregates reputation data, alumni data and institutional data on curricular provision.	17.0%
	Environmental Research	Assesses the impact of the research environment at the institution in topics aligned to these specific UN SDGs: 7, 11, 12,13,14 & 15. Aggregates this data with and national spending on R&D.	13.0%
	Environmental Sustainability	Assesses an institution's strategy and operations towards an environmentally sustainable future. Aggregates institutional data, membership of climate-focused groups, alumni data, and survey data.	15.0%
Social Impact	Employability and Outcomes	Assesses an institution's efforts in providing employment opportunities, and its reputation and research partnerships with industry. Aggregates research data, survey data, reputation data and national-level statistics.	11.0%
	Equality	Assesses both the effort and impact of an institution's equality commitment. An aggregation of institutional data, survey data, research data and national-level statistics.	12.0%
	Health & Wellbeing	Assesses an institution's commitment to improving the health and wellbeing not only of its students, but society more widely. An aggregation of research data, alumni data, institutional data and national-level statistics.	5.0%
	Impact of Education	Assesses the provision of quality education and research, and the impact of that provision. Aggregates research data, reputation data, alumni data and national-level statistics.	7.0%
	Knowledge Exchange	Assesses how institutions partner in research between developed and developing regions to share knowledge and spur educational growth and the positive impact of a university on its local community and wider society. Aggregates research data and survey data.	10.0%
Governance	Good Governance	Assesses whether an institution has strong governance in place, through for example open decision-making, a holistic ethical organisational culture, student representation on university's governing bodies and financial transparency. Aggregates institutional data, research data, survey data and national-level statistics.	10.0%

Global Overview

Published Institutions

1,397

Global

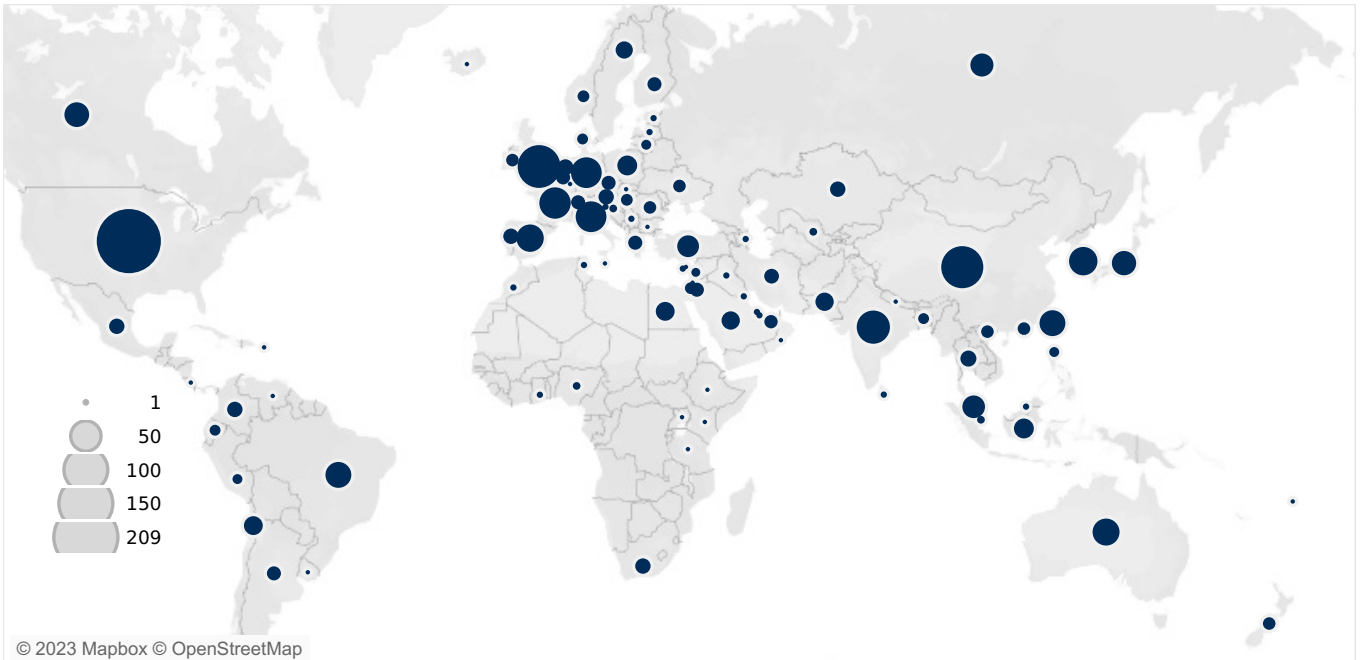
491

Europe

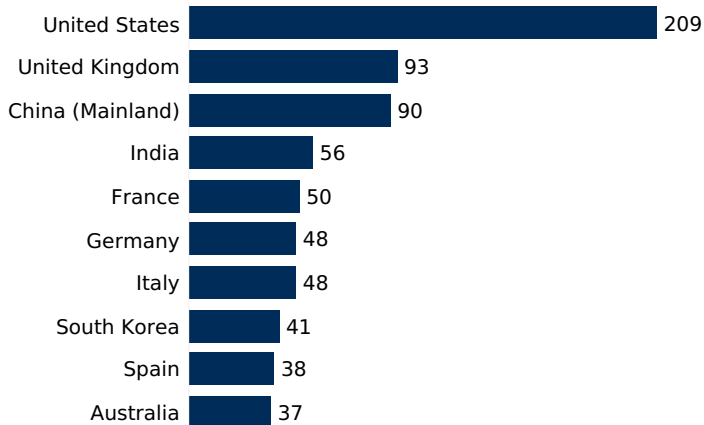
93

United Kingdom

Distribution of published institutions across 95 locations



Top locations by number of published institutions



Published institutions per region



Global Rank Summary 2024

University of Nottingham

Overall
33
out of 1,397 Institutions

Europe
17
out of 491 Institutions

United Kingdom
12
out of 93 Institutions

	Rank	Change on last year
Environmental Impact	=60	↑
Environmental Research	=50	↑
Environmental Sustainability	69	↑
Environmental Education	171	↑
Social Impact	=16	↑
Health & Wellbeing	=14	↑
Equality	=25	↑
Knowledge Exchange	=25	↑
Employability and Outcomes	=51	↑
Impact of Education	=237	↓
Governance	10	○

A missing directional arrow means there is no prior years data.

Unlock your institution's global potential

Demonstrate your thought leadership to more than 70,000 sector professionals

Your institution is home to remarkable people, doing innovative work and driving meaningful change. It's time to give them the global spotlight they deserve.

Set your university apart in a competitive market and maximise your international reach through tailored advertising campaigns in QS Insights Magazine and the QS World University Rankings Yearbook.

At QS, we've lead the way in higher education insights for over 30 years, working with top universities around the world. Our team's expertise ensures your message reaches and resonates with the audiences that matter most.

Three major benefits of showcasing your brand in QS publications:

Digital reach: Connect with an audience of 70k+ higher education professionals



Print power: Reach 2,000+ academic leaders with each print edition



Online impact: The QS Yearbook generates up to 95k pageviews per year



New Year exclusive offer

Secure a discounted rate when you buy the bundle: a one-page advert in the QS Yearbook and one-page adverts across 12 editions of QS Insights Magazine, both print and digital.

Offer available until 31 December 2023.



Scan the code to showcase on our publications



QS Publications Calendar 2024



QS Insights Magazine
19 January



QS Insights Magazine
16 February



QS Insights Magazine
14 March



QS Insights Magazine 12 April
QS Yearbook 21 April



QS Insights Magazine
10 May



QS Insights Magazine
5 June



QS Insights Magazine
12 July



QS Insights Magazine
9 August



QS Insights Magazine
13 September



QS Insights Magazine
11 October



QS Insights Magazine
5 November



QS Insights Magazine
3 December



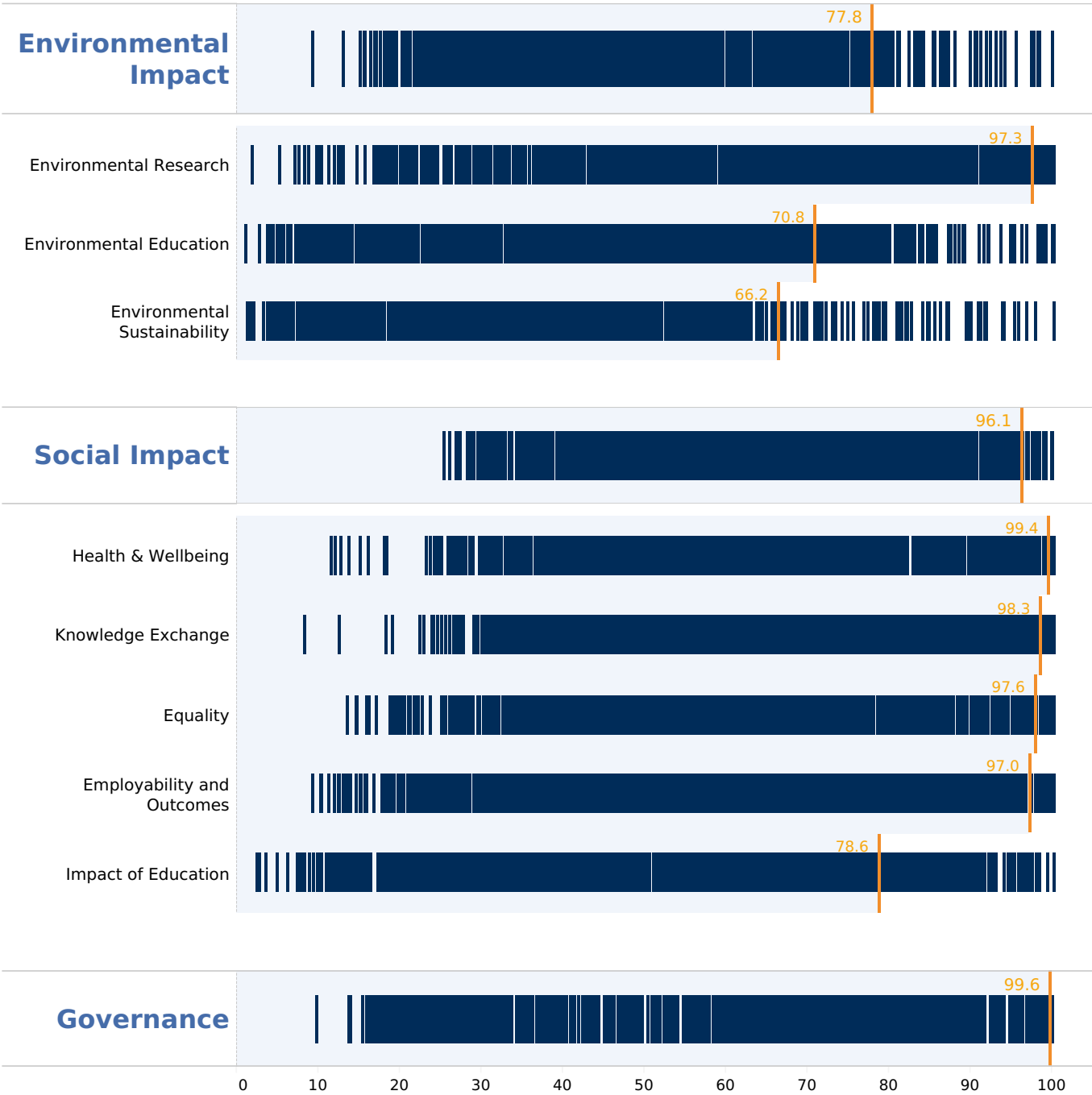
Ready to showcase your university to the world?
Request your free consultation now.



Global Score Performance (1-100)

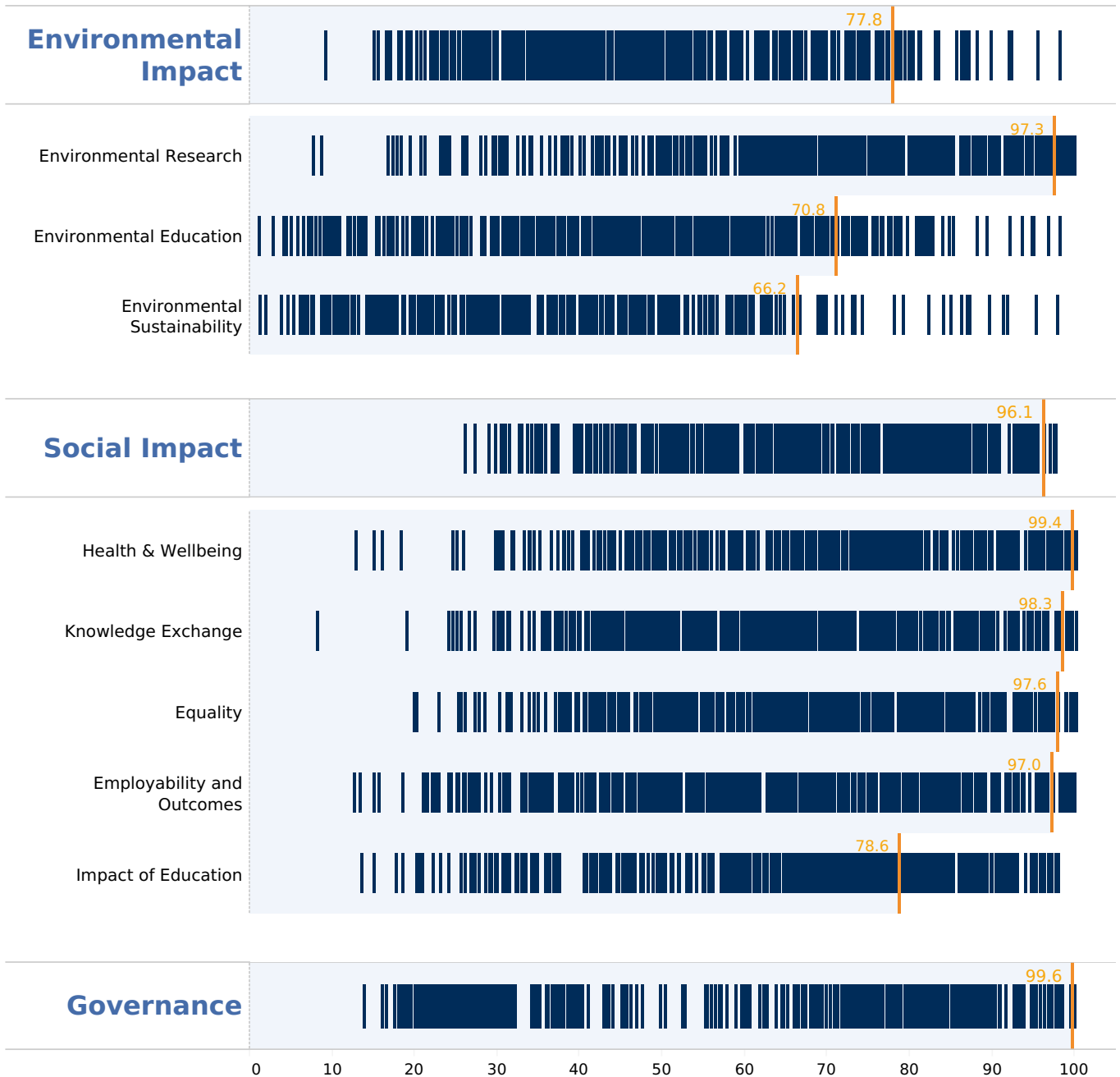
University of Nottingham

Overall Score
89.2/100



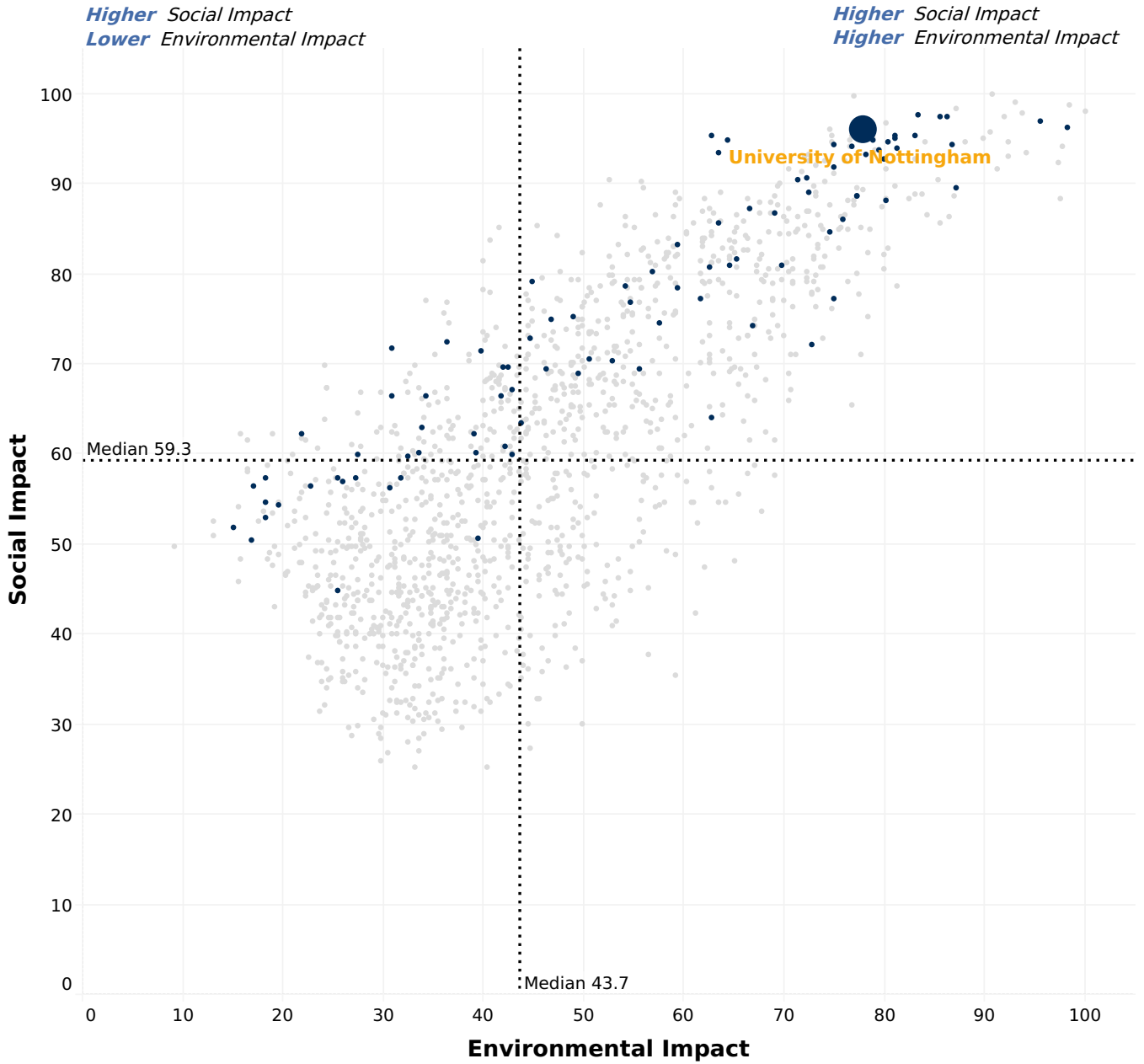
Score Performance (1-100) Amongst Institutions in Europe

University of Nottingham



Global Distribution of Environmental and Social Impact Scores

The large blue dot represents **University of Nottingham**, smaller blue dots represent other institutions in **United Kingdom** and the grey dots all other institutions



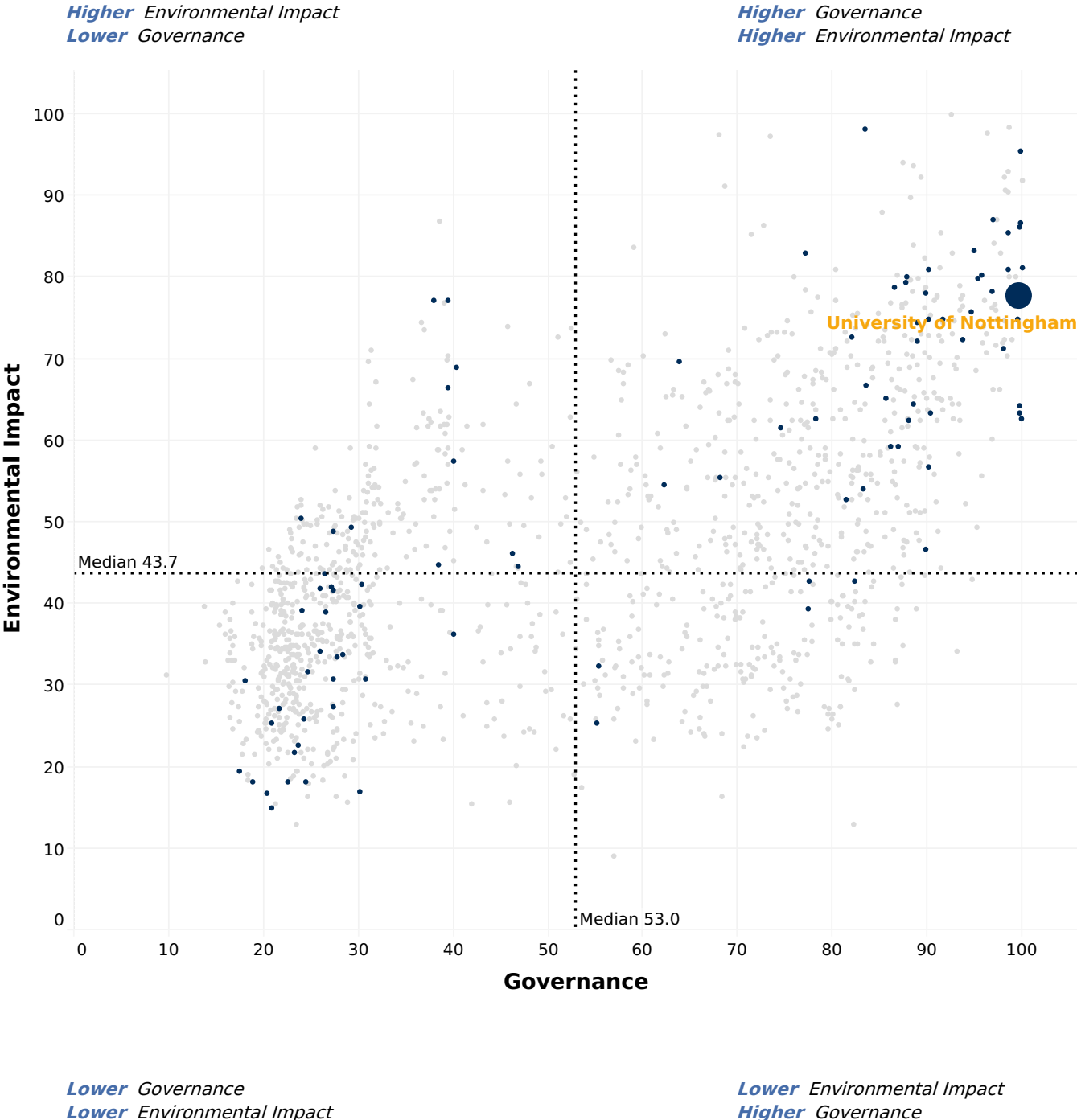
Global Distribution of Governance and Social Impact Scores

The large blue dot represents **University of Nottingham**, smaller blue dots represent other institutions in **United Kingdom** and the grey dots all other institutions



Global Distribution of Environmental Impact and Governance Scores

The large blue dot represents **University of Nottingham**, smaller blue dots represent other institutions in **United Kingdom** and the grey dots all other institutions



Grow your institution's global reputation and increase brand recognition

Feature your university in the QS Yearbook 2023, the ultimate higher education guide read by 4,150 institutions in 143 countries and generating 95k page views.

The QS Yearbook - our most downloaded publication - provides in-depth analysis of the latest higher education trends and innovations. By advertising in the Yearbook, your institution can strengthen its global academic reputation by connecting with a readership of higher education decision makers.

95k pageviews

143 countries

4150 institutions



Request a call back today



YEARBOOK
2023



For further help and support please
contact us:

<https://support.qs.com>